

OXFORD STUDENT BAROMETER 2022

November – December 2022

The Student Barometer was open to all undergraduate and taught postgraduate (PGT) students in late Michaelmas Term 2022. We are very grateful to the nearly 2,000 students who chose to respond and tell us their thoughts and feelings regarding their overall experience of Oxford, including arrival experience (for new students), learning and living experience, and experiences accessing and using support services.

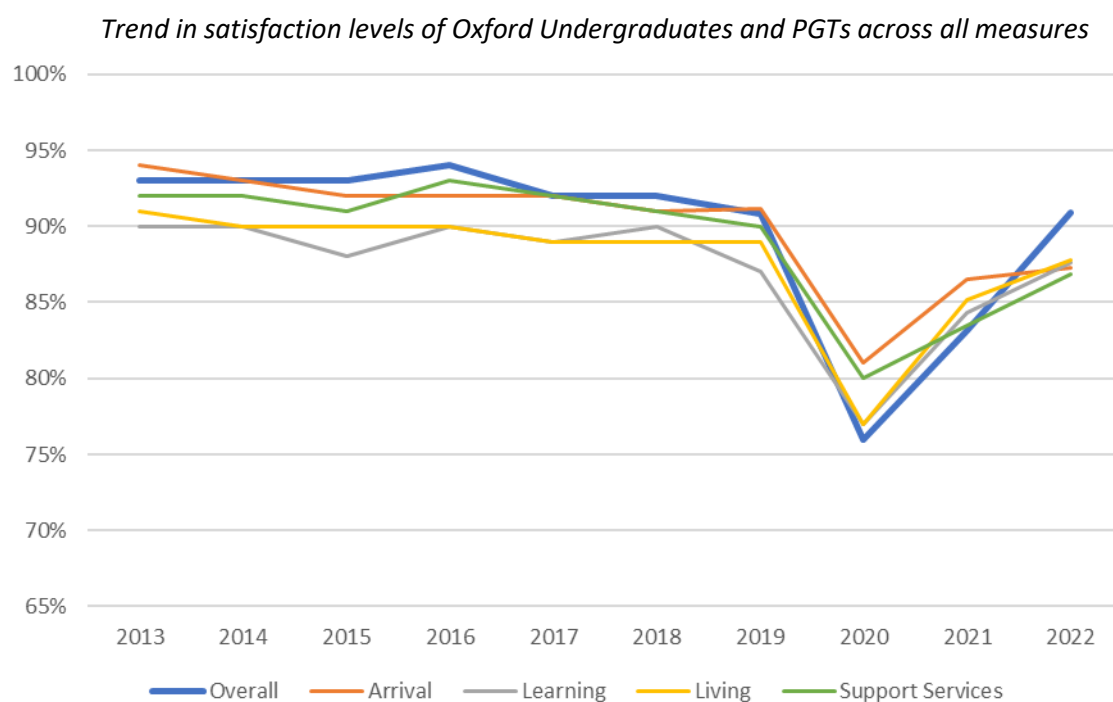
Student feedback is vital for helping the University understand what we are doing well, what we are doing less well, and for highlighting ways we can improve.

So, what did our students tell us in 2022? Respondents expressed high levels of overall satisfaction, with the majority happy with their life at the time of the survey.

	Oxford	PGT	Undergraduate
Overall satisfaction	91%	91%	91%
Arrival experience	87%	84%	90%
Learning experience	88%	86%	88%
Living Experience	88%	86%	89%
Support Services experience	87%	87%	87%
Happy with life	89%	93%	87%

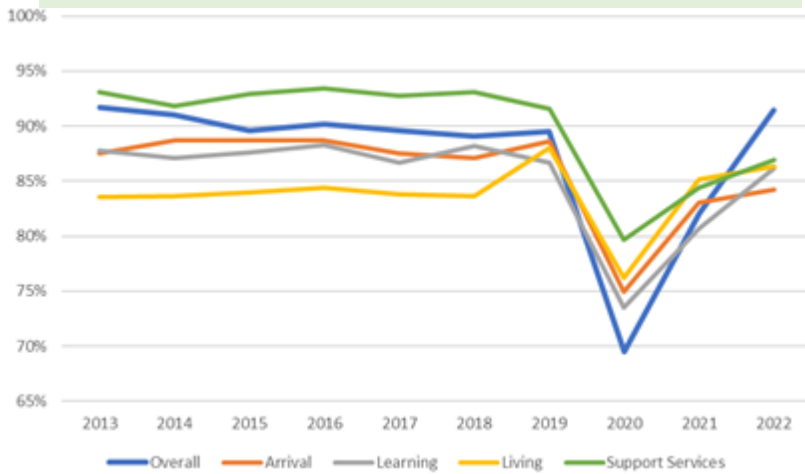
How have satisfaction levels changed over the last ten years?

This year there has been a significant recovery in satisfaction levels across all measures for both undergraduates and PGTs after the pandemic impacted all aspects of students' experience: apart from satisfaction with Support Services, experience is back at or above the 10-year average.



There are small variations in views between our PGT and undergraduate populations. In part these differing experiences in the two student populations are due to different needs with PGT students more likely to be international and older than undergraduates.

Trends in PGT satisfaction



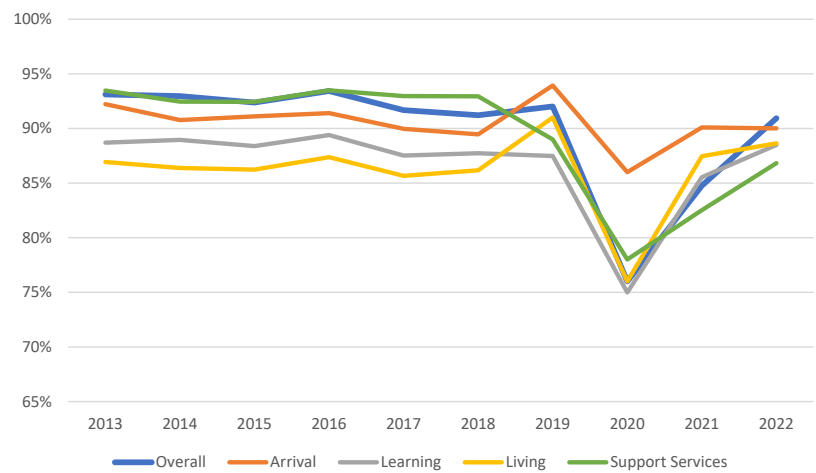
PGTs previously expressed a substantial drop in overall satisfaction; we are delighted to see students are feeling as positive about their experience now as in prior years.

Arrival experience is still below the levels of satisfaction that we would like and we are reviewing student comments to see what we can do to make this better.

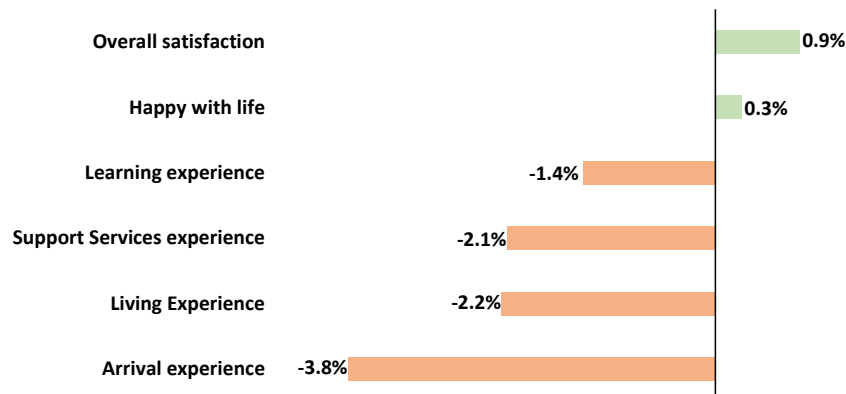
Undergraduates have expressed a similar recovery in overall satisfaction to pre-pandemic levels, with arrival satisfaction stable on the 10-year average.

We are concerned about lower levels of satisfaction with Support Services, which have traditionally seen very high levels of satisfaction. We know that these have been under pressure with increased demand and are looking at how we can improve these services.

Trends in undergraduate satisfaction



How do we perform against other universities?



On average, Oxford students express higher levels of satisfaction than the benchmark of global universities. They also express slightly higher levels of happiness with their lives at the time of the survey.

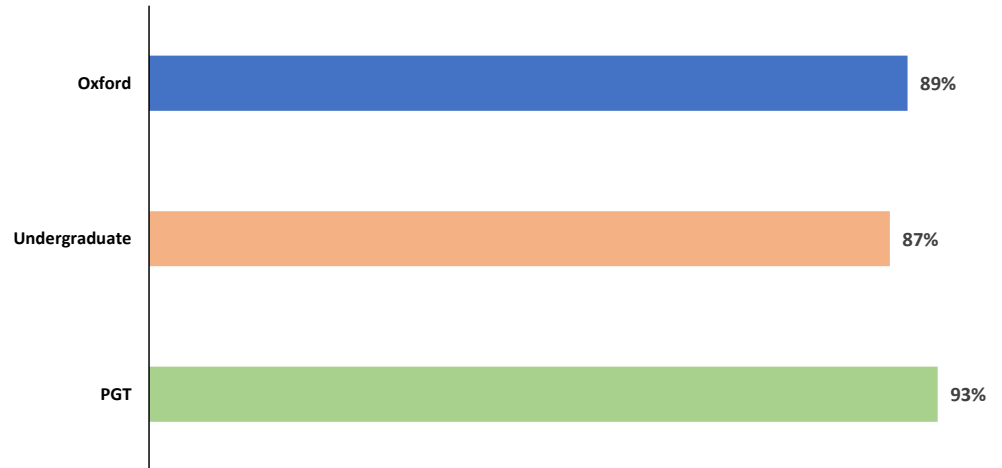
However, Oxford students are slightly less happy with other areas. We will be looking at the separate questions underlying each of these measures to see where students express lower levels of satisfaction, so we can start to improve these.

And talking Happiness, who are our happiest students?

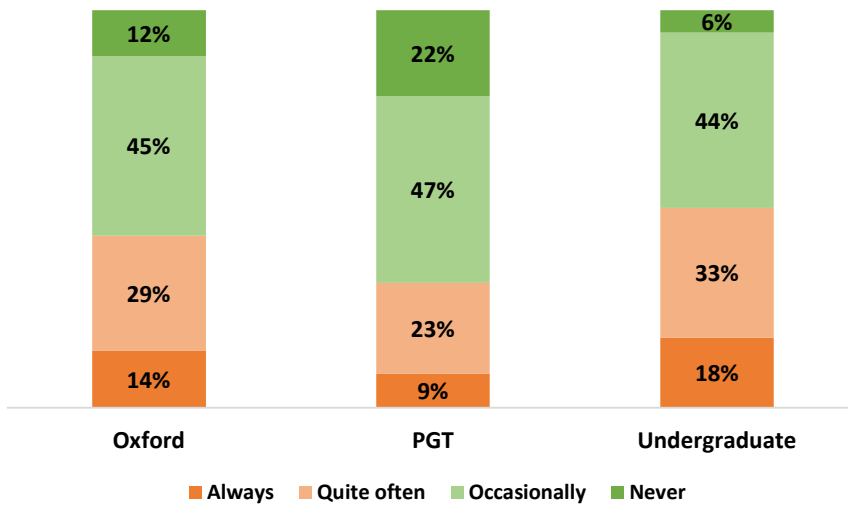
With Oxford slightly above the global benchmark, it is the PGT students who express the highest levels of satisfaction.

Undergraduates are slightly less happy on average and a little below the global benchmark. We will be looking into your comments to see why this might be and what we can change for you.

How happy are you with your life at present?



How often do you feel anxious or stressed?



Levels of happiness correlate strongly with the degree of anxiety or stress that students may be feeling.

With around half of undergraduates feeling anxious or stressed for some or all the time, this is an area we need to look at and understand what may be causing this.

Once again, thank you to all those who took the time to complete the Student Barometer in Michaelmas 2022. The thoughts and comments of our students will help to shape the on-going experience of students' time at Oxford and will help to ensure that those students joining in 2023 and beyond will benefit from improvements this feedback is helping put into motion.

If you would like to find out more about the survey or are interested in more detailed results please email: surveys@admin.ox.ac.uk